

# Compact Alarm



## Features:

Digital sensors can be mounted locally or remotely utilizing twisted pair wiring up to 5,000 ft. [1,524 m]

True digital LED read-out with red "alarm", normal green trend indicator for each service

Illuminated LED display readable even in poor lighting conditions

Psi, kPa or BAR read-out (switch selected)

High/low alarm set-points are field adjustable for each gas service

Repeat alarm, adjustable 1 to 60 minutes or off

Gas specific sensor with DISS nut and nipple. Display module with an error message for incorrect sensor to display connection

Up to 12 gases in a standard configuration

Alarm buzzer in excess of 90 decibels

Individual microprocessor for each display and sensor module

All modules mounted on a hinged frame for easy accessibility

Dry contacts for remote monitoring of high and low alarms and the distance between the master module and source equipment can be up to 10,000 ft. (3,000 m)

## General Specifications:

The Compact Digital Alarm system shall be an Amico Alert-2 Series, complete with a five-year warranty.

Each module of the Compact Alarm shall be microprocessor based with individual microprocessors on each display and sensor board. The sensors shall be capable of local (in box) or remote mounting. Each sensor and display unit shall be gas specific, with an error message display for an incorrect connection.

The Amico Alert-2 Compact Alarm can accommodate up to 12 gases.

Each specific Area service for the Compact Alarm shall be provided with an LED digital read-out comprising of 0-250psi [0-1,724 kPa] for pressure and 0-30"Hg [-100-0 HgkPa] for vacuum. The digital read-out shall provide a constant indication of each service being measured. It will indicate a green "NORMAL" and a red "HIGH" or "LOW" alarm condition. If an alarm occurs, the "RED" alarm light shall flash and the audible alarm will sound. Pushing the "ALARM MUTE" button will cancel the audible alarm, but the unit will remain in the alarm condition until the problem is rectified.

The default set point on the Compact Alarm shall be +/-20% variation from normal condition. In the calibration mode the following parameters shall be field adjustable: High/Low set-points, Imperial/Metric units, Repeat alarm Enable/Disable. Set points shall be adjustable by two on board push buttons.

Each Compact Alarm module shall be microprocessor based and be field adjustable.

A repeat alarm function shall, when enabled on the Compact Alarm, be capable of turning on the buzzer again (after a preset time) if the fault condition has not been rectified.

The box shall be fabricated from 18 gauge [1.3 mm] steel with 1/4" [6.4 mm] I.D. type "K" copper pipe for connection to the service line. The box mounting brackets shall be adjustable to accommodate for different wall thickness.

Input power to the Amico Alert-2 alarm is: 115 VAC to 220 VAC, 50 to 60 HZ. Amico products comply with NFPA-99.

## Project

---

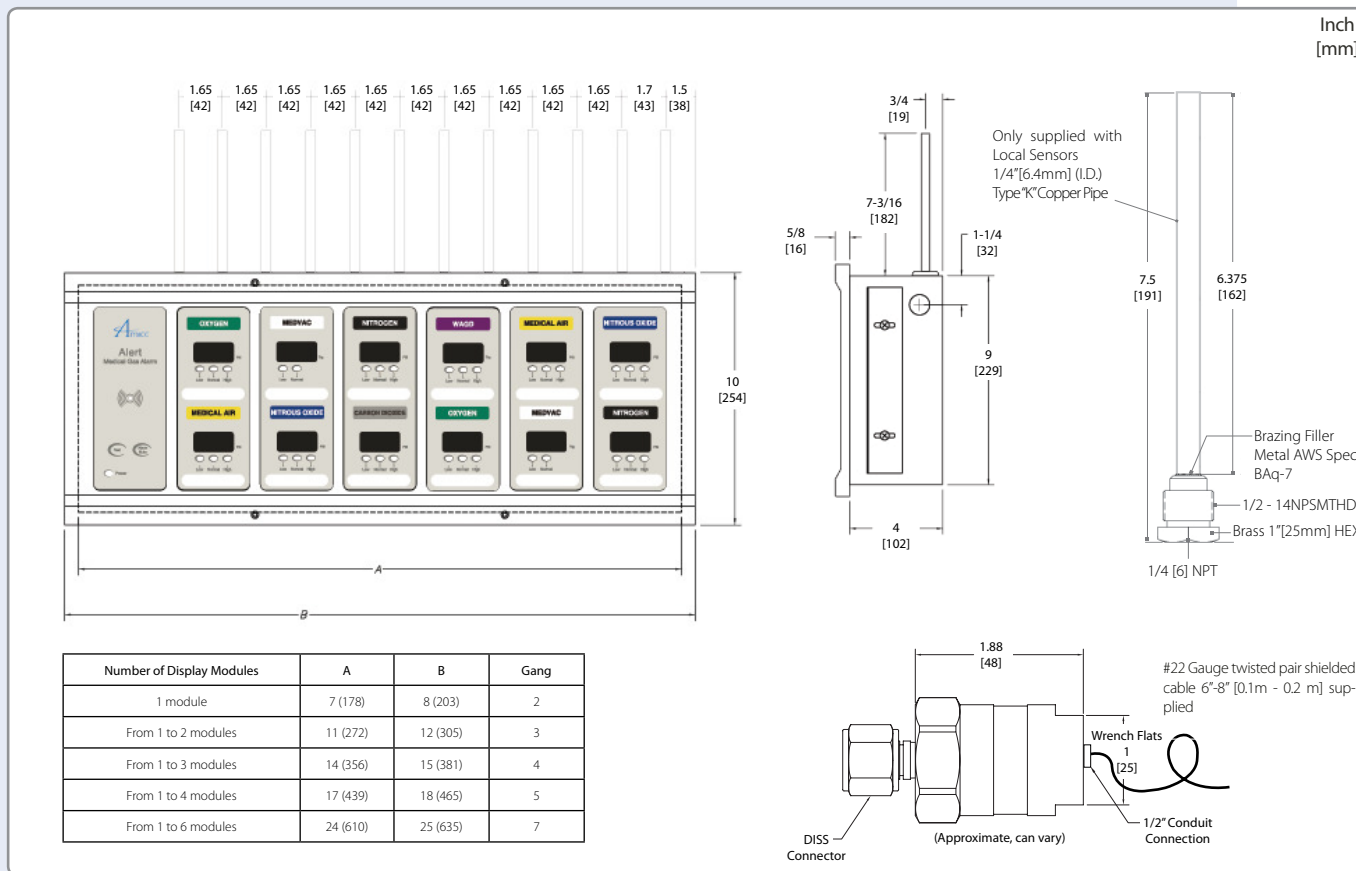


---



---

# Technical Specifications



## Model Numbers

**A2ADL-U-XXXXXXXXXXXX**

L = local (in box) sensors  
R = remote sensors  
C = conversion

U = English (NFPA)  
E = English (CSA)  
F = French (CSA)  
S = Spanish (NFPA)

The Letter "X" Defines the Type of Gases:


- Oxygen = O
- Medical Air = A
- MedVac = V
- Nitrous Oxide = 2
- Nitrogen = N
- Carbon Dioxide = C
- WAGD (NFPA) = W
- AGSS (ISO) = E
- Instrument Air = I




"X" indicates the order of gases, as shown above.  
example: OAV (position 1 OXY, position 2 AIR, position 3 VAC)



1 module =  
**A2ADL-E-X**  
2 gang back box




3 modules =  
**A2ADL-U-XXXXXX**  
4 gang back box



1 module =  
**A2ADL-U-XX**  
3 gang back box




4 modules =  
**A2ADL-U-XXXXXXXX**  
5 gang back box




2 modules =  
**A2ADL-U-XXXX**  
3 gang back box




4 modules =  
**A2ADL-U-XXXXXXXX**  
7 gang back box



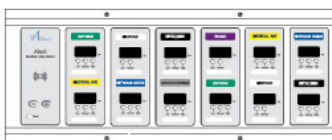
1 module =  
**A2ADL-U-XX**  
4 gang back box



5 modules =  
**A2ADL-U-XXXXXXXXXX**  
7 gang back box



2 modules =  
**A2ADL-U-XXXX**  
4 gang back box



6 modules =  
**A2ADL-U-XXXXXXXXXX**  
7 gang back box

- Compact Alarm (Local) - 1 Gas **A2ADL-U-X**
- Compact Alarm (Local) - 2 Gas **A2ADL-U-XX**
- Compact Alarm (Local) - 3 Gas **A2ADL-U-XXX**
- Compact Alarm (Local) - 4 Gas **A2ADL-U-XXXX**
- Compact Alarm (Local) - 5 Gas **A2ADL-U-XXXXX**
- Compact Alarm (Local) - 6 Gas **A2ADL-U-XXXXXX**
- Compact Alarm (Local) - 7 Gas **A2ADL-U-XXXXXXX**
- Compact Alarm (Local) - 8 Gas **A2ADL-U-XXXXXXXX**
- Compact Alarm (Local) - 9 Gas **A2ADL-U-XXXXXXXXX**
- Compact Alarm (Local) - 10 Gas **A2ADL-U-XXXXXXXXXX**
- Compact Alarm (Local) - 11 Gas **A2ADL-U-XXXXXXXXXXX**
- Compact Alarm (Local) - 12 Gas **A2ADL-U-XXXXXXXXXXX**

Distributed By:

